

MAY, 11 2016 - LONDON

WE SHOULD ALL FEEL NOTHING BUT SHAME FOR THE REPUTATION THAT FINANCE HAS EARNED ITSELF IN THE LAST FEW YEARS, BUT IF YOU MANAGE TO GUIDE HEALTHY CAPITAL FROM SUCCESSFUL BUSINESSES AND THE ASSETS OF FAMILIES THAT WISH TO INVEST THEM INTELLIGENTLY IN COMPANIES THAT WANT TO GROW, YOU ARE GENUINELY DOING ONE OF THE MOST BENEFICIAL JOBS IN THE WORLD.

. T . I . P .

TAMBURI INVESTMENT PARTNERS S.P.A.








@TAMBURITIP

. T . I . P .
TAMBURI INVESTMENT PARTNERS S.P.A. LISTED COMPANIES

		 SOLD IN APRIL 2016
		
		
		

. T . I . P .
TAMBURI INVESTMENT PARTNERS S.P.A. PRIVATE COMPANIES

. T . I . P . O .
TIP - PRE IPO S.P.A.

		
---	---	---

LISTED ON NASDAQ

**~1,9 BILLION EURO CONSIDERING DIRECT INVESTMENTS AND CLUB DEALS
IN INTERNATIONAL, TECHNOLOGICAL AND LEADING COMPANIES(*)**

10 YEARS OF LISTING

ASSET CLASS	9/11/05	6/11/15	CASH MULTIPLE
TIP	1,8	4,8 (**)	2,67 X
S&P500	1.218,6	2.579,6	2,12 X
S&P GLOBAL PROPERTY	146,2	201,6	1,38 X
S&P GLOBAL LUXURY	975,7	2.281,3	2,34 X
S&P PRIVATE EQUITY	139,6	137,2	0,98 X
GOLD	461,4	1.088,9	2,36 X
SILVER	7,6	14,7	1,93 X
BRENT	59,7	44,4	0,74 X
US DOLLAR	0,8	0,9	1,10 X

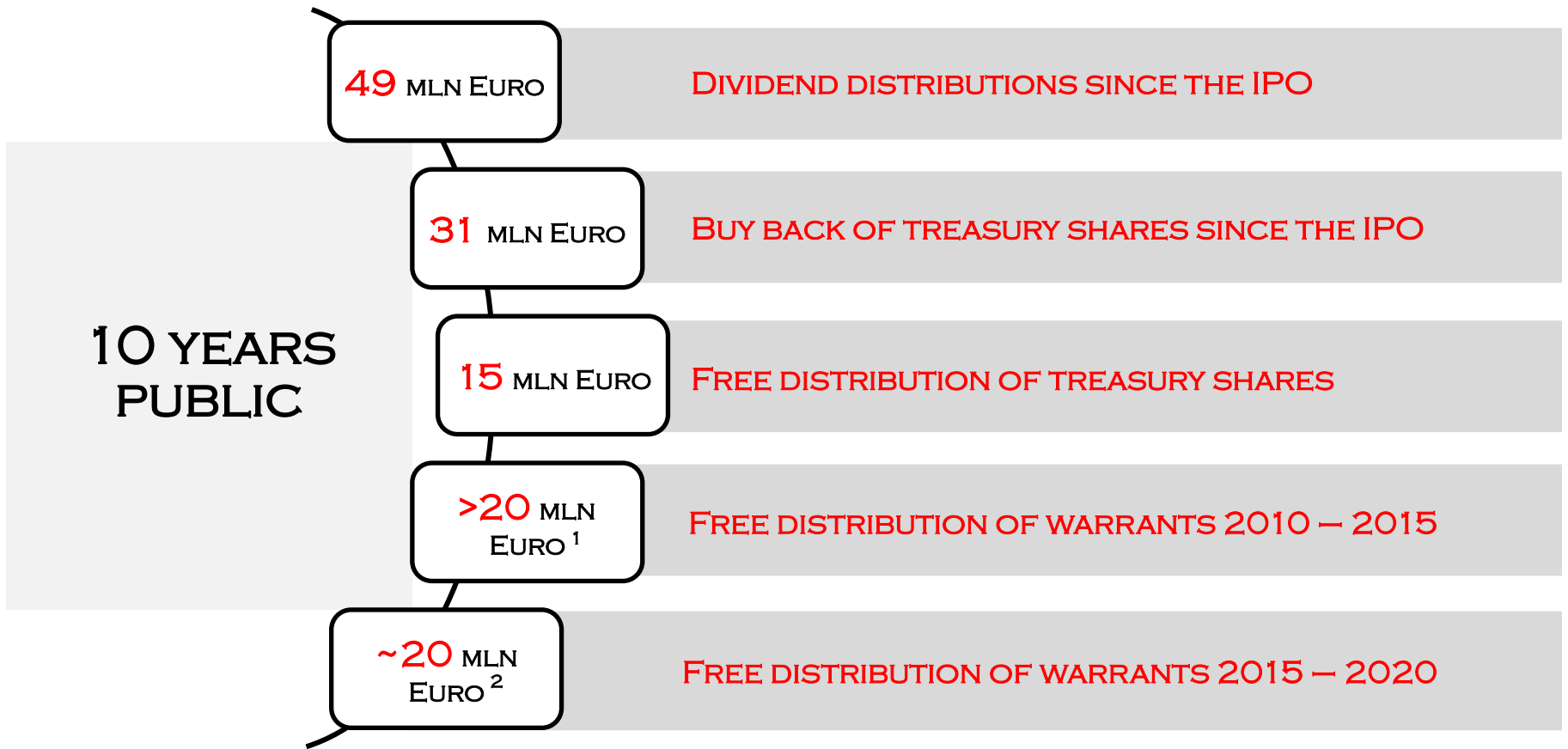
5 YEARS RETURN

TOTAL RETURN T.I.P. (LAST 5 YEARS)	+132,6%
YEARLY AVERAGE T.I.P. TOTAL RETURN (LAST 5 YEARS)	+26,5%
TOTAL RETURN T.I.P. LAST YEAR	-7,0%
TOTAL RETURN T.I.P. FROM DEC. 31ST, 2014	+25,2%
PERFORMANCE WARRANT T.I.P. 15-20 vs. REFERENCE PRICE OF BORSA ITALIANA AS AT 24.7.2015 (0,1784 EURO)	+137,9%

AS AT 29/4/2016

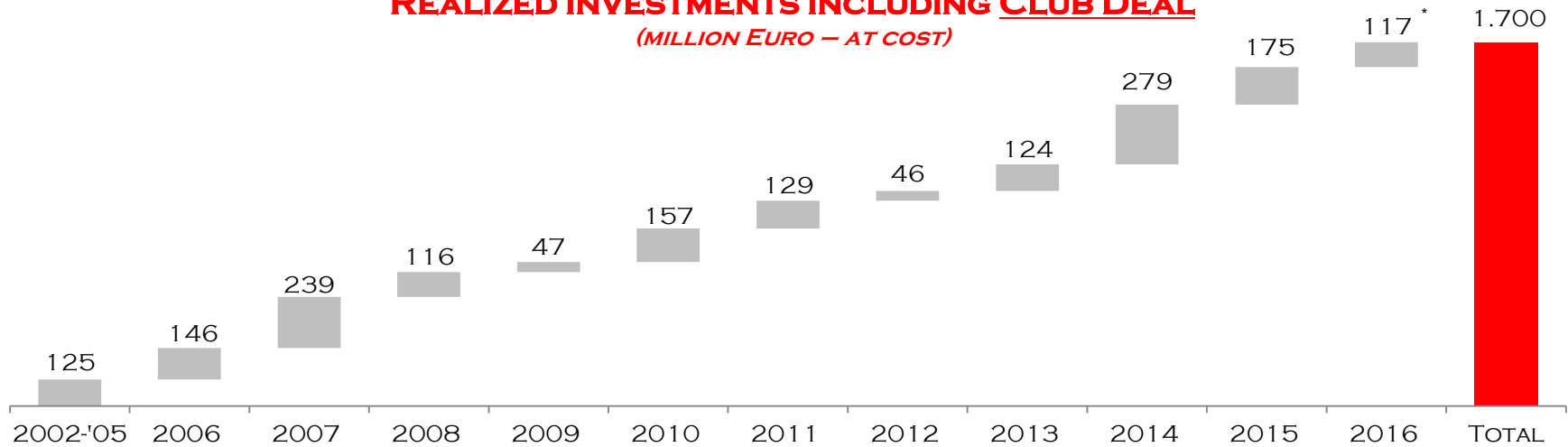
(*) CONSENSUS VALUE – FOR LISTED COMPANIES – REPORTED ON BLOOMBERG

(**) TIP VALUE IS CALCULATED CONSIDERING THE PRICE AS AT 6/11/2015, THE DIVIDENDS DISTRIBUTED (IN CASE OF RE-INVESTMENT OF PROCEEDS IN TIP SHARES ON THE EX-DATE), THE VALUE AS AT 6/11/2015 OF TREASURY SHARES ATTRIBUTED FOR FREE, THE PRICE OF WARRANTS 2010/15 ON THE LAST TRADING DAY AND THE PRICE AS AT 6/11/2015 OF WARRANTS 2015/20



1. N. 13,3 MILLION OF WARRANT FREELY GIVEN IN 2010, PERFORMANCE OF 3,369.6% SINCE THE DISTRIBUTION.
2. «VALUE» OF WARRANTS FREELY GIVEN IN JULY 2015 TO BE EXERCISED WITHIN 2020 FOR A MAXIMUM AMOUNT OF 200 MILLION EURO (EQUAL TO CAPITAL INCREASES IN CASE OF EXERCISE). PERFORMANCE FROM THE ALLOCATION TO APRIL 29, 2016 OF ±137,9% (IMP. YIELD OF 2,9%)

REALIZED INVESTMENTS INCLUDING CLUB DEAL
(MILLION EURO – AT COST)

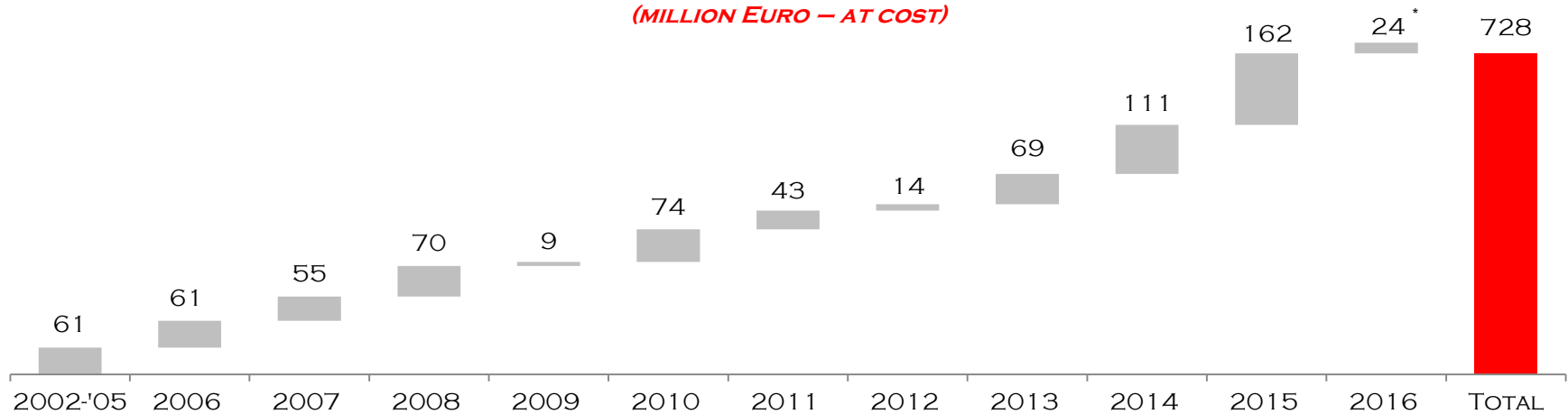


DIVESTMENTS FOR ABOUT 290 MILLION EURO OVER THE PERIOD

CAPITAL GAINS OF MORE THAN 105 MILLION EURO OVER THE PERIOD

CAPITAL GAINS OBTAINED IN MORE THAN 80% OF DIVESTMENTS

TIP DIRECT REALIZED INVESTMENTS
(MILLION EURO – AT COST)



* INCLUDING THE INVESTMENT IN FURLA ANNOUNCED ON MAY 2, 2016

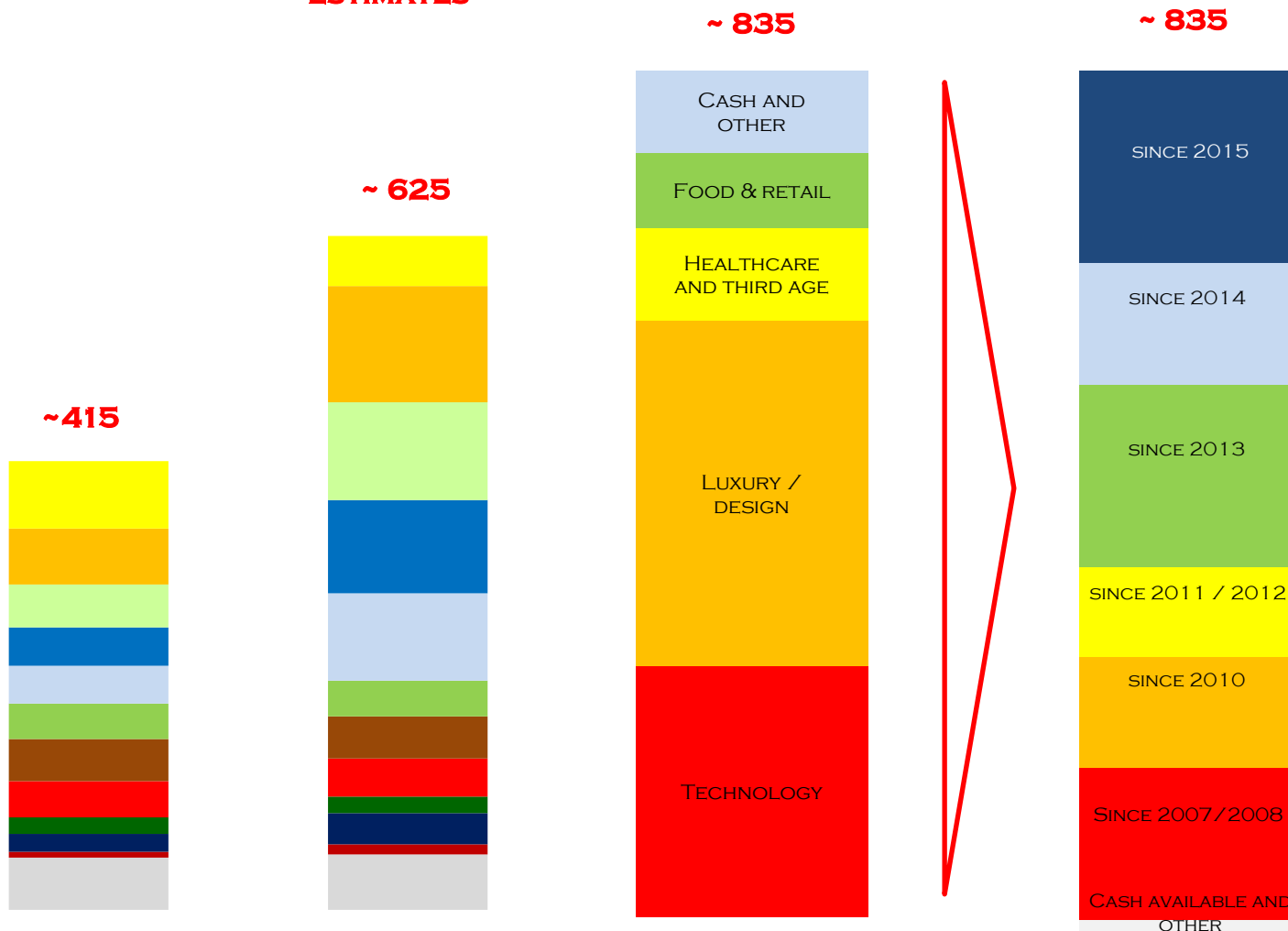
DATA IN MILLION EURO

BOOK VALUE

CONSENSUS ESTIMATES ¹

INTRINSIC VALUE ESTIMATES ²

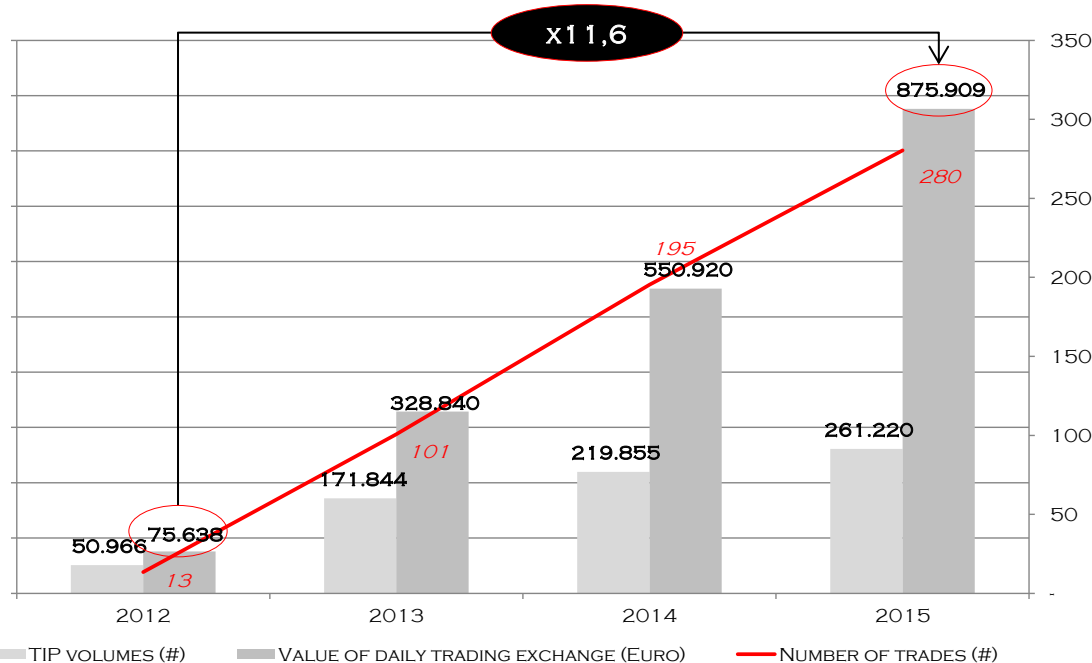
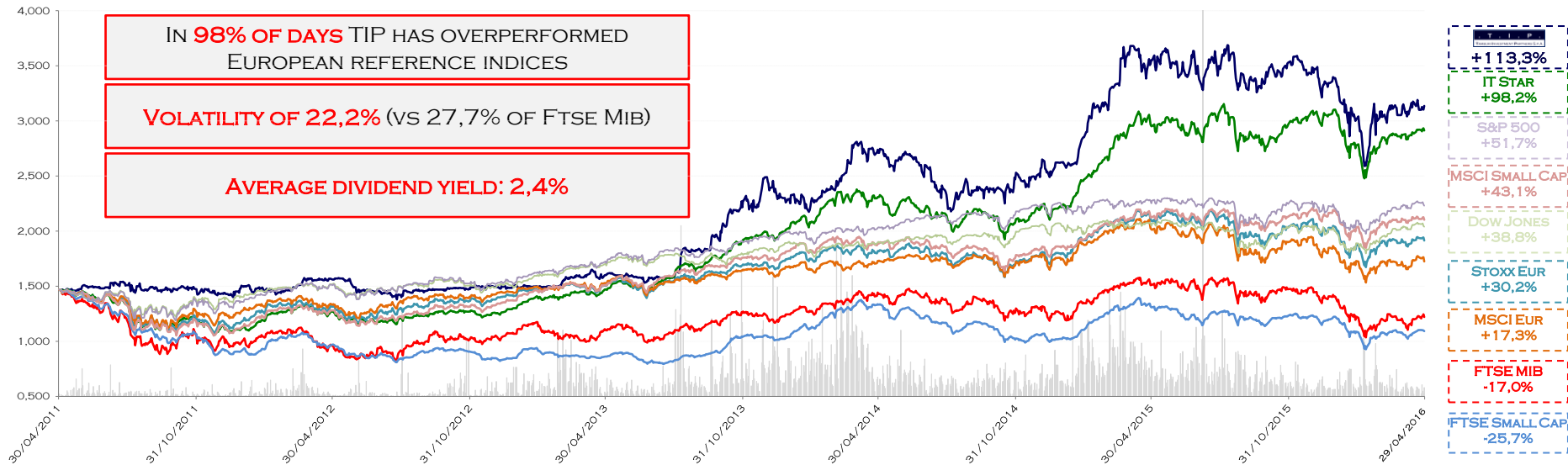
- HUGO BOSS
- MONCLER
- INTERPUMP
- PRYSMIAN
- AMPLIFON
- EATALY
- AZIMUT BENETTI
- FERRARI
- ROCHE BOBOIS
- BE
- NOEMALIFE
- OTHER (NET OF FINANCIAL DEBT)



AMOUNTS RELATED TO CASH HAVE BEEN CALCULATED NET OF SHORT-TERM FINANCIAL ASSETS (LIQUIDITY INVESTMENT IN BONDS) AND LIABILITIES AND GROSS OF BONDS OUTSTANDING DUE TO THEIR LONG-TERM NATURE.

1. CONSENSUS ESTIMATES: INCLUDES THE ANALYTICAL VALUATION OF EACH INVESTMENT BASED ON ANALYST ESTIMATES (BLOOMBERG) AS AT 29/04/2016

2. INTRINSIC VALUE ESTIMATES: ANALYTICAL EVALUATION OF EACH INVESTMENT ELABORATED BY TIP CONSIDERING THE MEDIUM-TERM OUTLOOK OF THE COMPANIES



TARGET PRICE

Intermonte 3,80 EURO

23 / 3 / 2016

EQUITA 3,67 EURO

19 / 4 / 2016

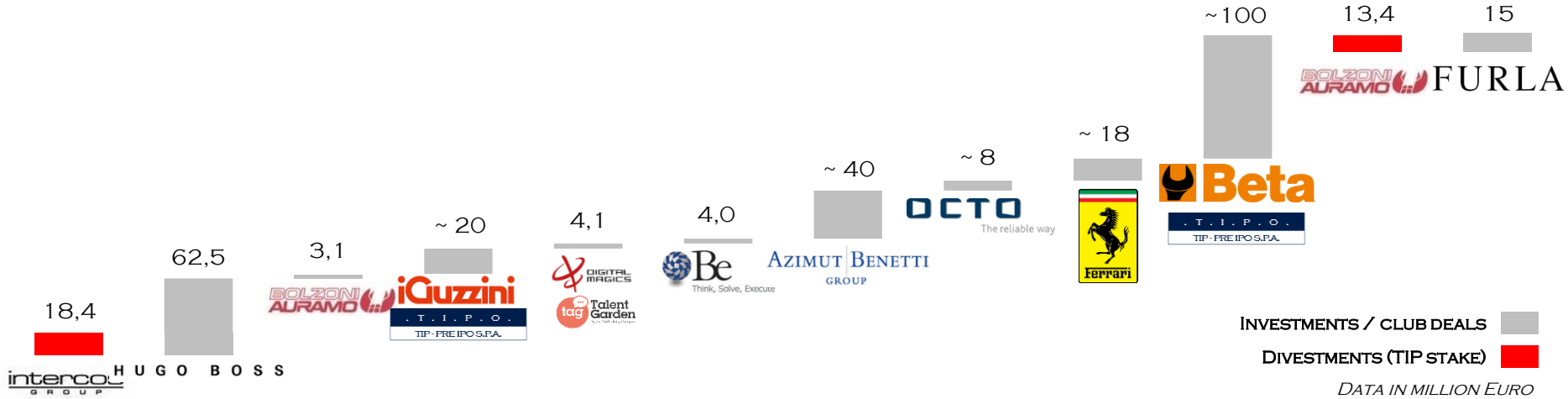
PRICE PER SHARE AS AT 29/4/2016: **3,14 EURO**

(AVERAGE TARGET PRICE PREMIUM ON CURRENT SHARE PRICE. +19,1%)

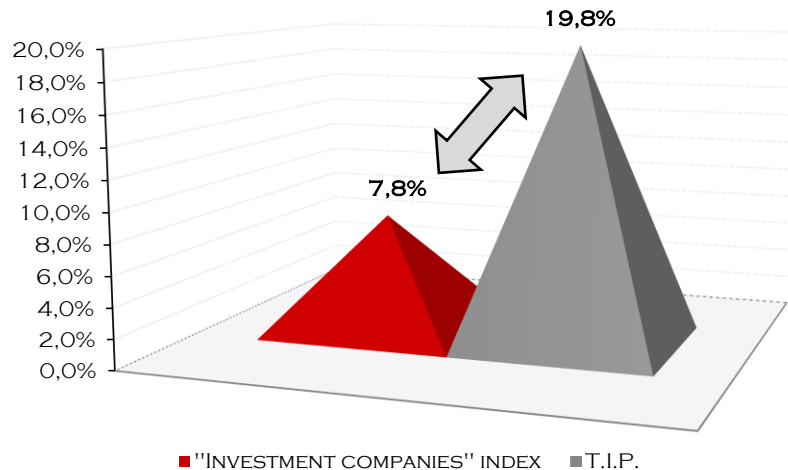
T.I.P. IS THE MOST DYNAMIC AND FLEXIBLE ITALIAN LISTED HOLDING COMPANY

2015

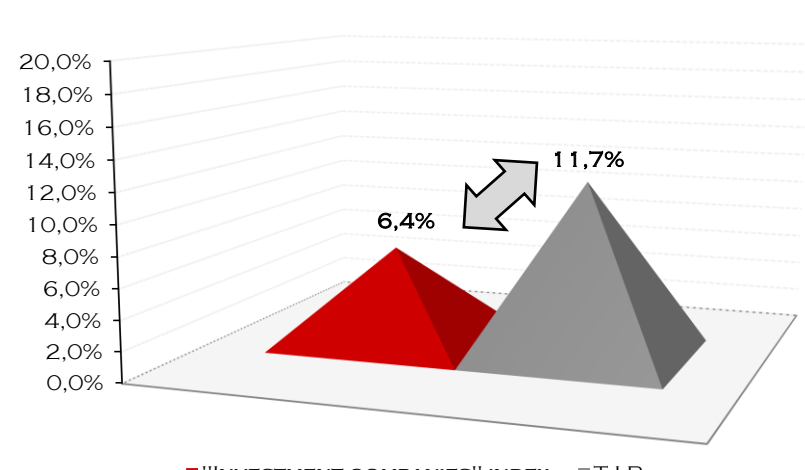
2016



AVERAGE ANNUAL **INVESTMENTS** ON NON CURRENT ASSETS OF THE PREVIOUS YEAR (2011-2014)

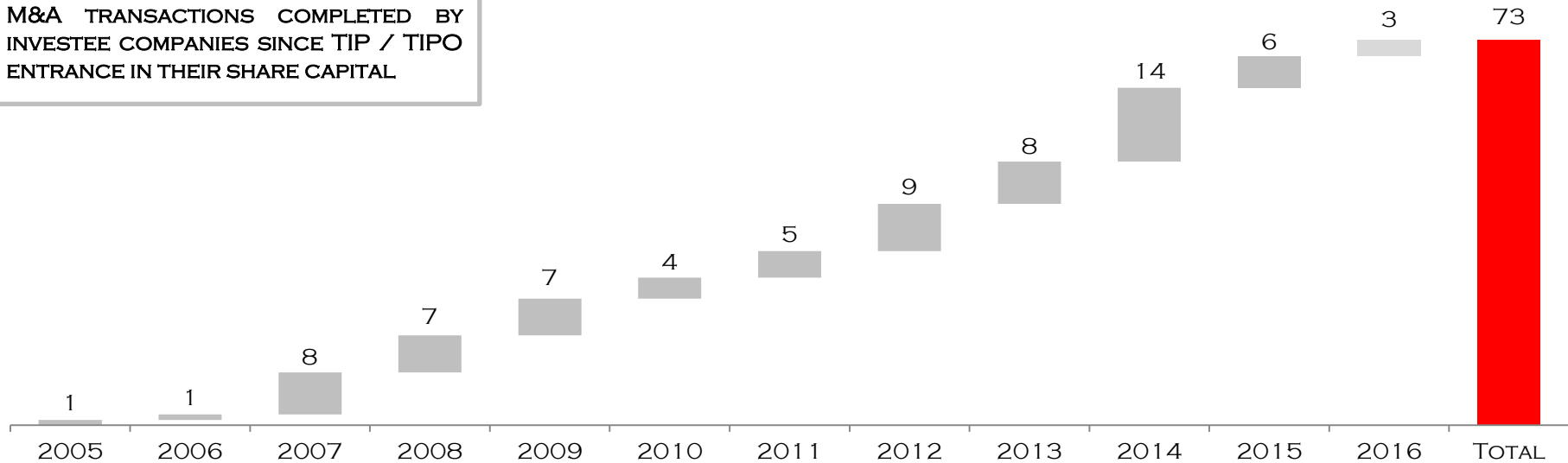


AVERAGE ANNUAL **DIVESTMENT** ON NON CURRENT ASSETS OF THE PREVIOUS YEAR (2011-2014)



*INVESTMENT COMPANIES INDEX: PANEL THAT INCLUDES CAMFIN, CIR, MITTEL, DEA CAPITAL, EXOR, INTEK / KME AND ITALMOBILIARE.

M&A TRANSACTIONS COMPLETED BY INVESTEE COMPANIES SINCE TIP / TIPO ENTRANCE IN THEIR SHARE CAPITAL



SINCE TIP/TIPO FIRST INVESTMENT THE TOTAL AGGREGATE OF THE MAIN INVESTEE COMPANIES HAS INCREASED:

- **IN TERMS OF ANNUAL REVENUES**, FROM 10,8 TO 15,7 BILLION EURO (+44,6%)
- **IN TERMS OF ANNUAL EBITDA**, FROM 1,6 TO 2,3 BILLION EURO (+41,3%)
- **IN TERMS OF NUMBER OF EMPLOYEES**, FROM ABOUT 46.000 TO ABOUT 61.000 (+32,9%)

INVESTMENTS IN **MORE THAN 10** COMPANIES WITH WORLDWIDE LEADERSHIP POSITIONS

“VALUE CONSENSUS” OF THE INVESTMENTS AS AT TODAY, INCLUDING CLUB DEALS **~ 1,9 BILLION EURO**

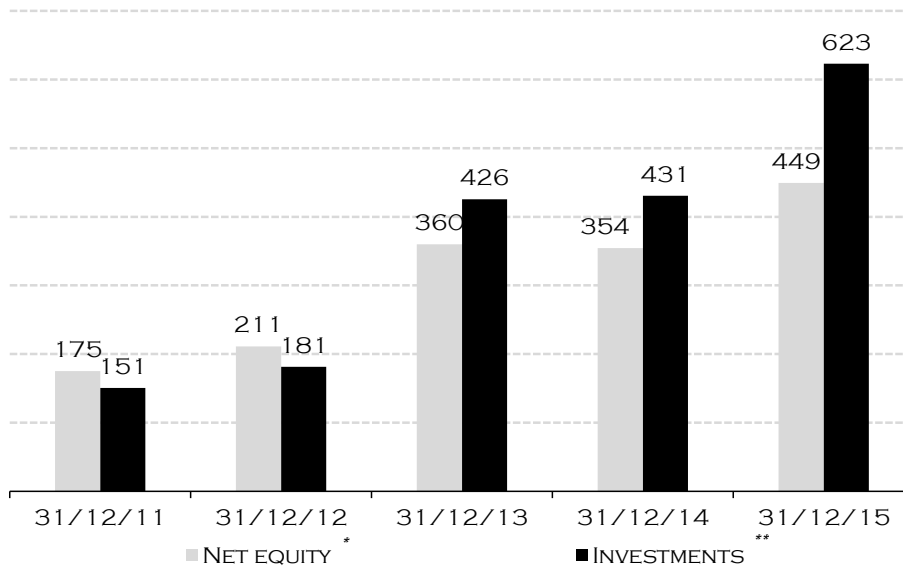
AVERAGE EBITDA MARGIN OF THE MAIN INVESTEE COMPANIES OF ABOUT **16%**

TIP INDUSTRIAL “CONTENT” IN THE LAST FEW YEARS HAS BEEN*: (i) **TECHNOLOGY**: BETWEEN 25% AND 41%; (ii) **LUXURY / DESIGN**: BETWEEN 12% AND 40%; (iii) **HEALTHCARE / THIRD AGE**: BETWEEN 10% AND 17%; (iv) **OTHER INDUSTRIES**: BETWEEN 16% AND 30%; (v) **CASH**: 0% / 17%.

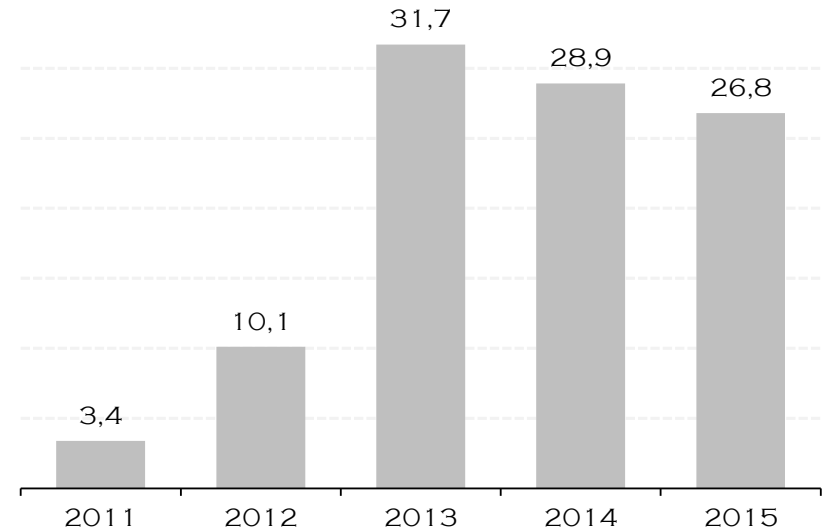
EXPECTED IPO PIPELINE

Nov. 2015	2016	2017	2017	2017/2018	2018/2019	2019/2020
						
AAA (TIPO)	OCTO TELEMATICS	CLUBITALY	FURLA	TXR	IGUZZINI (TIPO)	BETA (TIPO)

NET EQUITY AND INVESTMENTS



5 YEARS OF PROFIT BEFORE TAX



AVERAGE NET PROFIT BEFORE TAX IN THE LAST 5 YEARS
20 MILLION EURO

AGGREGATE NET PROFIT BEFORE TAX OF THE LAST 5 YEARS
101 MILLION EURO

*CONSOLIDATED GROUP EQUITY (INCLUDING MINORITIES)

**INCLUDING ASSOCIATED COMPANIES MEASURED UNDER THE EQUITY METHOD, AFS FINANCIAL ASSETS AND FINANCIAL RECEIVABLES

DATA IN MILLION EURO

CONS. DATA IN EURO MLN	SALES	EBITDA	NOTES ON PROFITS
AMPLIFON	1.034	167	ALL TIME RECORD
BE	115	15	ALL TIME RECORD
BOLZONI	138	14	SOLD IN APRIL 2016 CAPITAL GAIN OF 90%
EATALY	~380	25/30	ALL TIME RECORD
FERRARI	2.854	748	ALL TIME RECORD
HUGO BOSS	2.809	594	ALL TIME RECORD
INTERPUMP	895	180	ALL TIME RECORD
MONCLER	880	300	ALL TIME RECORD
PRYSMIAN	7.361	623	~ 4% FROM RECORD (RAW MATERIALS EFFECT)
ROCHE BOBOIS	~250	25/30	ALL TIME RECORD

AZIMUT BENETTI GROUP

TOTAL INVESTMENT OF ABOUT 40 MILLION EURO FOR A STAKE OF ABOUT 12% OF THE SHARE CAPITAL

WORLD LEADING MANUFACTURER OF MEGA - YACHTS

- 15 TIMES OVER THE PAST 16 YEARS RANKED AS FIRST IN THE GLOBAL ORDER BOOK
- CONTROLS FRASER YACHTS, THE WORLD'S LEADING FULL - SERVICE YACHTING COMPANY AND MANY VALUABLE PORT CONCESSIONS
- 11 SHIPYARDS, A SALES NETWORK OF 138 DEALERS IN OVER 70 COUNTRIES, APPROXIMATELY 2,179 EMPLOYEES; ANNUAL VALUE OF PRODUCTION OF OVER 650 MILLION EUROS



OCTO

The reliable way

INVESTMENT OF ABOUT 10 MILLION EURO

GLOBAL LEADER IN PROVIDING INSURANCE TELEMATICS SERVICES

- MARKET SHARE OF ABOUT 37% AND A LEADING POSITION IN ITALY, USA AND UK
- 3,7 MILLIONS OF CUSTOMERS USE TODAY ITS SERVICES
- EMPLOYS 238 PEOPLE OF WHICH 68 DEDICATED TO IT AND R&D

Beta

TIP - PRE IPO S.P.A.

ACQUISITION OF 100% OF THE GROUP (CLUB DEAL) FOR ~200 MILLION EURO

MARKET LEADER IN ITALY IN THE PRODUCTION AND DISTRIBUTION OF HIGH-QUALITY PROFESSIONAL HAND TOOLS

- CATALOGUE WITH MORE THAN 10,000 REFERENCES
- ABOUT 530 EMPLOYS
- 3 PRODUCTION PLANTS, MORE THAN 100 DISTRIBUTORS WORLDWIDE, DIRECT PRESENCE ABROAD WITH 7 SUBSIDIARIES



TIP HAS INVESTED, THROUGH A CAPITAL INCREASE AND WITH SUBSEQUENT PURCHASES ON THE MARKET, ABOUT 5 MILLION EURO AND TODAY REPRESENTS THE FIRST SINGLE SHAREHOLDER WITH A SHARE OF OVER 18%; DIGITAL MAGICS HAS ALLOCATED PART OF THE PROCEEDS OF THE CAPITAL INCREASE TO RAISE ITS STAKE IN TALENT GARDEN TO 28%

BOOMING MARKET

- DIGITAL IS NOW PERVASIVE IN EVERY SECTOR
- SEED CAPITAL - EARLY STAGE IS ONE OF THE MOST PROMISING MARKET

LEADERSHIP

- DIGITAL MAGICS IS THE MAIN ITALIAN INCUBATOR
- TALENT GARDEN IS THE MAIN EUROPEAN HUB OF CO-WORKING

OPEN INNOVATION
+
SEED CAPITAL
+
EARLY STAGE

- 53 STARTUPS IN PORTFOLIO
- MORE THAN 60 STARTUPS HAVE JOINED INCUBATION PROGRAMS
- MORE THAN 500 JOBS CREATED
- OPEN INNOVATION PROGRAMS WITH MAJOR ITALIAN COMPANIES SUCH AS POSTE ITALIANE, NICE, RCS, UVET, IL FATTO QUOTIDIANO AND OTHERS

GROWTH

- DIGITAL MAGICS: TOTAL REVENUE OF THE STARTUPS IN 2015 OF OVER 32 MILLION EURO (18 MILLION EURO IN 2014, + 74%). TARGET 2017: 100 MILLION EURO
- TAG: 17 CAMPUSES IN 4 COUNTRIES. TARGET 2017: 50 CAMPUS IN ITALY AND EUROPE



1. "PREFERRED" ACCESS TO DIGITAL MARKETS
2. SUPPORT TO TIP / TIPO INVESTEE COMPANIES TO APPROACH DIGITAL MARKETS AND IDENTIFY "CONTIGUOUS" STARTUPS
3. INVESTMENT OPPORTUNITIES IN THE MOST PROMISING STARTUPS FOR TIP / TIPO



1. THE ESTABLISHMENT OF A NEW COMPANY WITH A SUBSTANTIAL LEVEL OF “CALLABLE” CAPITAL, IDEALLY SEVERAL HUNDREDS OF MILLIONS, BUT — UNLIKE SIMILAR INITIATIVES - WITH NO MANDATORY SUBSCRIPTION OF EACH PROPOSED INVESTMENT; EFFECTIVELY EVERY INVESTOR WILL RETAIN THE OPTION TO SUBSCRIBE, FROM TIME TO TIME, ONLY THOSE TRANSACTIONS CONSIDERED “WORTHWHILE” OF THEIR TRANCHE PAYMENT, EXCEPT FOR TIP WHICH WILL MANDATORILY SUBSCRIBE TO ALL ROUNDS OF INVESTMENTS
2. THE NUMBER OF PARTICIPANTS WILL BE RESTRICTED AND TIP WILL OFFER THEM THE OPTION TO INVEST THROUGH THE CLUB DEAL FORMAT FOR A FIVE-YEAR PERIOD ON AN EXCLUSIVE BASIS
3. ASSET ITALIA’S BOARD OF DIRECTORS WILL MAINLY BE COMPOSED OF THIRD-PARTY INVESTORS
4. TIP WILL PROPOSE TO ITS BOARD OF DIRECTORS TO PARTICIPATE WITH AROUND 100 MILLION EURO (OR AT LEAST 20% OF THE TOTAL CAPITAL), WILL ENSURE - AT MINIMUM COST - THE OPERATING AND COMMERCIAL SUPPORT AND WILL RETAIN - AS A COMPANY AND NOT TO AT ITS INDIVIDUAL PARTNERS LEVEL — A PERCENTAGE OF ANY FINAL PROFIT BASED ON REASONABLE METRICS (5% INSTEAD OF THE CUSTOMARY 20%), OVER A THRESHOLD OF 50%
5. IN ORDER TO MAXIMIZE LIQUIDITY AT THE ENVISAGED END OF THE INVESTMENT HORIZON, AFTER A 5-YEAR PERIOD ALL SHARES IN ASSET ITALIA WILL BE SWAPPED WITH PUBLICLY TRADED TIP SHARES BASED ON INDEPENDENT AND COHERENT VALUATIONS

FURLA

ONE OF THE LEADERS WORLDWIDE IN THE PRODUCTION AND SALE OF HIGH QUALITY LEADER BAGS AND ACCESSORIES

CONVERTIBLE LOAN OF 15 MILLION EURO TO BE AUTOMATICALLY SWAPPED INTO FURLA SHARES AT THE LISTING

- 415 SHOPS IN MORE THAN 100 COUNTRIES WITH MORE THAN 1,550 EMPLOYEES
- 2015 REVENUES AMOUNTING TO 339 MILLION EURO, 80% OUT OF ITALY, (+30%), 44 MILLION EURO EBITDA (+29%)
- LISTING ON MILAN STOCK EXCHANGE FORESEEN IN 2017



DURING 2015 FURLA OPENED MANY SHOPS ALL OVER THE WORLD AMONG WHICH THE MOST RELEVANT WERE THE FLAGSHIP STORE IN ROME - IN PIAZZA DI SPAGNA, ON THE SCALINATA DI TRINITÀ DEI MONTI - NEW YORK, HONG KONG, MADRID, MOSCOW, ST. PETERSBURG, VIENNA, MACAU E SINGAPORE AND HAS A PLAN TO OPEN, IN 2016, FURTHER IMPORTANT SHOPS IN LONDON, PARIS, MELBOURNE AND SHANGHAI